



WOLVERINE
by certainteed

MADE TO ENDURE



WILDCREEK™ **042**
VINYL SIDING

WILDCREEK™ 042



Low-gloss natural woodgrain.



Rollover nail hem stiffens the nail hem, giving it a straighter appearance while contributing to wind load resistance.



Insta-Lock™ locking system holds panels securely, while allowing expansion and contraction in changing temperatures.

1/2" Panel projection for double lap panels* creates enhanced shadow lines with the look of real wood.



.042" thickness offers lasting toughness, while precise dimensional consistency ensures a snug fit and tight laps.

WOLVERINE STUD LOCATOR makes installation easier and more accurate. Stud Locator adds letters to the panel's nail hem. The letters help ensure proper nailing into studs and help find studs faster.



16"

WOLVERINE PRODUCTS OFFER MORE THAN JUST PREMIUM PROTECTION


- Low maintenance, never needs painting, staining, or caulking.
- Engineered to be resilient against the elements and immune to moisture damage.
- Mimics the beauty of natural wood with woodgrain textures.
- Designed to be impact resistant and durable.
- Recyclable after use making it a smart, sustainable choice.

Installing vinyl siding is a smart investment, with **one of the highest returns** of any major home remodeling project when it's time to sell.

94.7%


RETURN ON INVESTMENT FOR VINYL SIDING

Source: Remodeling Magazine
2023 Cost vs. Value Report




***Expressions* Colors - Express Yourself with Bold Color!** This rich, bold palette of deep colors, using TruColor™ technology, that give your home a striking new look.


WILDCREEK 042 SIDING PANELS COME IN FOUR PROFILES:



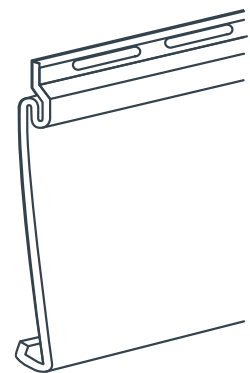
Double 4"
Traditional Clapboard
Exposure: 8"
Length: 12' 6"



Double 5"
Traditional Clapboard
Exposure: 10"
Length: 12'



Double 5"
Dutch Lap
Exposure: 10"
Length: 12'



Single 8"
Traditional Clapboard
Exposure: 8"
Length: 12' 6"

WILDCREEK™ 042

DURABILITY AND RELIABILITY THAT ALLOW YOU TO MAKE YOUR MARK FOR GENERATIONS

Complete the Look with Finishing Elements™.

Wolverine® offers a complete line of vinyl products including soffit and accessories. Make your mark on any job by using accent products like Shingles or Board & Batten to add the perfect finishing touches.



Heartwood™ PRO & Heartwood™



Board & Batten



Soffit



Accessories